

EMORY | eye

ONE BIG QUESTION

For children born with a cataract in one eye, which treatment works best? 2

From the director | **Transition and progress**


“It is not the strongest of the species that survives, nor the most intelligent that survives. It is the one that is the most adaptable to change.” ~ ~ CHARLES DARWIN

How do we manage change at the Emory Eye Center? By tapping into the knowledge base of our exceptional faculty, alumni, and advisory council. We have the great fortune of being surrounded by extraordinarily talented individuals, each willing to share ideas,



expertise, and yes, resources, to help us strategically shape the future of academic healthcare at Emory. To all those who contribute to the ongoing evolution of the Emory Eye Center, we extend our sincere gratitude.

Of course, we remain focused on our core mission: *to help people see as well as they can see*. I recently toured “Dialog in the Dark,” an exhibit in midtown Atlanta, with the Eye Center’s Advisory Council. What a fantastic journey into, and thankfully out of, the world of total blindness—an experience that should be shared by all sighted individuals. The exhibit poignantly reminds us of the precious gift of sight and reaffirms the importance of our work at the Emory Eye Center.



Changes in our care and treatment of patients emerge most effectively through properly conducted *clinical trials*. The current issue of *Emory Eye* focuses on this process, one of our strongest areas of research. When a new and better way of treating patients is proposed, several things need to happen: A strong group of individuals must design, conduct, and coordinate the trial. The ethical and critical assessment of a given therapy must be studied with extreme caution. The study must be free of bias and outside influence. Members of the trial team must carefully acquire, record, check and re-check all data. Participants must be fully educated on the trial in order to become well-informed and willing subjects. Beginning on page 2, we highlight our team approach to the critical world of clinical trials.

At the Emory Eye Center, we welcome many kinds of positive and constructive change—conducting and participating in effective clinical trials, attracting the very best new residents and fellows in the country, and supporting strong, academic physicians who form the backbone of our faculty. Each member of our team helps to strengthen our program.

As you read about the changes that are evolving at the Emory Eye Center, we invite you to let us know what you think, share your thoughts, and become an active participant in the exciting changes going on here.

Timothy W. Olsen



“The truth is that most blind people simply do not ever get to the clinic or hospital for treatment—and that is the challenge we face.—DR. COURTRIGHT 11

EMORY EYE Magazine

DIRECTOR: TIMOTHY W. OLSEN, MD
EDITORS: JOY BELL, DAVID WOOLF
CONTRIBUTORS: JOY BELL, GINGER PYRON
COPY EDITOR: DOUG LOTHES
DESIGN: PETA WESTMAAS
PHOTOGRAPHY: KAY HINTON (COVER), DONNA PRICE
WEB SITE: www.eyecenter.emory.edu
E-MAIL: eyecenter@emory.edu

THE EMORY EYE CENTER IS PART OF EMORY UNIVERSITY SCHOOL OF MEDICINE AND EMORY HEALTHCARE, BOTH OF WHICH ARE COMPONENTS OF EMORY'S WOODRUFF HEALTH SCIENCES CENTER.

Feature **“One big question”** 2
For an infant born with a cataract, which treatment works best?

Feature **Trial coordinators** 5
Working with superhuman qualities, they make our trials possible.

News **Closing in on myopia** 8
A VA collaborator’s research may provide answers to a baffling question.

News **Renovations** 9
Much-needed renovations help us better train the ophthalmologists of the future.

News **From the center** 10
The long journey of a young man leads him ultimately to Atlanta, where he receives much-needed eye care.

Faculty News **Of note, awards & rankings** 12
Our faculty’s noteworthy accomplishments.

Faculty **New faculty members** 14

Giving Back **Friends of the Emory Eye Center** 15



ONE BIG QUESTION.

TEN DILIGENT YEARS.

by Ginger Pyron

And hundreds of people—doctors, clinical coordinators, biostatisticians, parents—who, led by the Emory Eye Center, have been daily collecting evidence that will answer: **For an infant born with a cataract in one eye, which treatment works best?**

This question, raised by Scott R. Lambert, pediatric ophthalmologist at Emory and both the principal investigator and study chairman of the 2004-2014 nationwide Infant Aphakia Treatment Study (IATS), sounds simple.

Arriving at a conclusive answer, however, requires years of meticulous research. Twelve eye institutes throughout the United States have risen spectacularly to the challenge.

A vision-threatening condition If the word “cataract” makes you think of Niagara Falls, you’re on the right track. Originally meaning a cascade of water, it also describes the milky white area that doctors notice in the eyes of some 300 infants in the United States each year who are born with a unilateral congenital cataract.

Instead of the eye’s usual transparent lens, which focuses objects onto the retina so they become visible, these babies have a cloudy, opaque lens that doesn’t allow light to pass through to the retina. Babies with this condition cannot see out of the affected eye.

Kimberly Burkett and Lacey Weeks—the mothers of Emory IATS

patients five-year-old Marvin, Jr. (M.J.) and three-year-old James, respectively—recall the day, years back, when they first learned about their sons’ vision problem:

Kim: *M.J. wasn’t even two months old. In a routine follow-up, our pediatrician noticed something unusual in M.J.’s eye and immediately referred us to a chil-*

We’re providing scientific data for a question that has been hovering for a decade. This trial is huge—and it’s getting rave reviews for complexity.—LINDY DUBOIS

dren’s hospital. We learned that M.J. had a cataract and needed surgery—soon. The next day, we were in the car driving to Emory.

Lacey: *My husband and I didn’t even know that children could be born with cataracts. At James’ four-month checkup, our doctor said, “I’m going to get you an appointment with the ophthalmologist right now.”*

There’s good reason for the urgency. If the cataract isn’t surgically removed within a few months, the young eye will not develop properly and the child’s vi-

sion can become permanently damaged.

Removing the cataract creates a new condition, called aphakia (from Greek *a + phakos*, “no lens”). So after surgery, that eye will still need help. For infants, the standard treatment has been a contact lens; increasingly, ophthalmologists have treated older children by implanting an intraocular lens (IOL) during the

cataract surgery, then prescribing glasses for residual correction. In either case, to ensure that the treated eye keeps learning how to focus, doctors prevent the child’s other eye from helping out, by covering it with an eye patch.

Both treatments are safe and work well. But over the long term, which one best supports optimal visual acuity?

A model study M.J. Burkett and James Weeks became patients in the IATS trial, which has treated 114 babies across the United States. Funded by

BREAKING NEWS:

Findings for the IATS study were released prior to printing of the magazine. Results show that there is not a significant difference in visual acuity in children, whether the child is fitted with a contact lens (CL) or given an intraocular lens (IOL) immediately following cataract removal. Testing these children at 1 year of age resulted in similar visual acuity outcomes for both groups.





THE FAMILIES ARE THE HEROES OF THIS STUDY

the National Eye Institute (a branch of the National Institutes of Health) and planned to span a decade, the study is now in its seventh year.

Dr. Lambert and Emory's Lindreth (Lindy) DuBois, senior associate in ophthalmology, who serves as the national coordinator, oversee the entire project, making sure that at each of the 12 IATS centers, every step is conducted in exactly the same way. The rigorously standardized process sets this project apart and gives the study its exemplary reliability.

Each center also has its own site coordinator. Rachel Robb, who fills that role at Emory, says, "No one has ever done a study like this before, on this scale. In the future, when a baby is born with a cataract, we'll have a better way, a safer way, to treat that child."

Another strong asset for Emory is the university's own Rollins School of Public Health, specifically the Department of Epidemiology and the Data Coordinating Center in the Department of Biostatistics and Bioinformatics. "These academic groups have helped with study design and data analysis," DuBois ex-

plains. "Right here on campus, we have the experts who are actually collecting and crunching the data."

Starting in 2004, from Miami to Portland, Ore., from Dallas to Boston, and at other sites in between, PIs and coordinators carefully recruited patients who matched the study's criteria. Because IATS is randomized, parents had to be willing not to know which of the two treatments their tiny baby—between four weeks and seven months old—would receive. Even the surgeons

IATS is a shining example of what we're working to achieve: establishing the Emory Eye Center as a leader for investigator-initiated clinical trials in ophthalmology.—BEAU BRUCE

did not know, until the day of each surgery, whether they would be simply removing the cataract and prescribing a contact lens, or removing the cataract and implanting an IOL.

Throughout, the study is being monitored by numerous regulatory groups: NEI's Data Safety Monitoring Committee, the Food and Drug Administration, and each site's own Institutional Review

Board. These groups interact with each other, scrutinizing the process in terms of patient safety and ethics. "A lot of people are observing this study," says Dr. Lambert, "making sure that everything is in perfect order."

Working together For the parents of M.J. and James, the study has progressed smoothly. Their sons' surgeries, here at Emory, went well, with both boys receiving an IOL, glasses, and a supply of eye patches. The families enjoy close

relationships with Rachel Robb, whose ongoing roles include consultant, coach, and cheerleader. Four times a year (twice a year after age five), the families return to Emory for follow-up visits. For the Burketts, who live in Jacksonville, Fla., that means a 700-mile round trip, contained in a single day.

Kim: *M.J. and I have the trips down to a perfect routine; he's a veteran now.*

Trial coordinators: *Working with mind and heart*

JOB DESCRIPTION: Study and retain every facet of a complex medical study. Recruit exactly the right patients. Stay in touch with patients continually—providing information, answering their questions, helping them stay engaged and compliant with the trial’s requirements. Schedule frequent follow-up appointments, making sure patients have transportation and housing. Assist with each exam; record its details; ensure that all data is impeccably correct.

That’s the short version of what the Emory Eye Center’s trial coordinators do. Oh, and did we mention that they’re probably working on multiple trials simultaneously? That they’re likely doing clinical work as well?

It’s hard to say how many Emory trials are in progress at any given time. Some principal investigators (PIs) are recruiting patients; some have begun follow-up. Other trials are being designed or awaiting funding. Beau Bruce, our medical director of clinical trials, estimates that about 20 are now under way.

We know for certain, though, how many coordinators work here: 9

Some 18 years ago, Lindy DuBois arrived at Emory, bringing more than a decade’s experience in clinical trial coordination. Currently the national coordinator of IATS, Dr. Scott R. Lambert’s 10-year, 12-center study on infant aphakia, DuBois has written several instructive monographs and a technician training video, and she has received lifetime achievement

awards from the American Academy of Ophthalmology and the American Association of Certified Orthoptists.

Clinical trial coordinators, she explains, aren’t merely project managers: “We all are trained in comprehensive ophthalmology, so we have a background in anatomy and physiology and treatment modalities. We’ve studied different kinds of surgery and the process of eye diseases.”

At the Emory Eye Center, no one underestimates the coordinators’ work. Alcides Fernandes, our lead



Our “superhero” trial coordinators: L to R: Rachel Robb, Judy Brower, Linda Curtis, Alcides Fernandes; back row: Donna Leef and Lindy DuBois. Not pictured: Jayne Brown, Marla Shainberg and Kathy Wynne.

coordinator—who himself has worked with numerous clinical trials—says, “Coordinators have to be very attentive to detail and also very skillful with patients. Our coordinators are extraordinary on both counts.”

Dr. Bruce, another trial veteran and current PI, pinpoints the value that coordinators provide: “Much of a trial’s daily grind depends largely on the coordinators’ work. Every one of these people is critical to what we seek to achieve. We can’t do it without them.”

Within that “daily grind,” coordina-

tors find satisfaction in performing their myriad roles with precision and efficiency—thus helping to advance medicine, save vision, save lives. Many coordinators say, though, that their best reward lies in their close relationships with patients.

Rachel Robb, Emory’s IATS site coordinator, says, “I actually see these families more than I see some of my friends, because we have scheduled visits every three months. I know when something’s bothering them. I know when they have a new puppy.

Over the years of this trial, I get to watch their children grow up. And they know I care about them. These relationships have been a nice surprise for me.”

DuBois echoes, “My primary source of satisfaction is the patient contact. These people become part of my world.”

In 2008 Dr. Fernandes served as a coordinator in Emory’s compassionate trial for patients with retinitis pigmentosa. Unusual circumstances forced the trial into a dramatically

compressed timeframe. With help from the entire department, he and coordinators Donna Leef and Stacey Andelman managed to schedule the 10 patients, do extensive testing and documentation, then see each patient through implant surgery—all in only two weeks. Dr. Fernandes recalls, “It was almost impossible. We worked 18 hours a day to make it happen.”

He pauses in his story, then continues, perhaps voicing the thoughts of other Emory coordinators: “And I would do it all over again.”

For clinical trials: Our own “go to” expert



Beau Bruce, assistant professor of ophthalmology and neuro-ophthalmology, has taken on a new role: medical director of clinical trials.

Well acquainted with trials from his work as a principal investigator (PI), Dr. Bruce is now navigating, on behalf of the Emory Eye Center, the depths of the regulatory environment—the rules and controls that define what a trial may and may not do.

“Dr. Bruce is fabulous,” says senior associate and coordinator Lindy DuBois. “He knows everything about conducting clinical trials. Not only is he our advocate here in the department, but he’s also our liaison with Emory’s medical administration and with the university.”

Though Dr. Bruce protests that he still has a great deal to learn—“especially from the coordinators, who teach me daily about clinical trials”—he’s seriously setting out to possess the field. The year 2010 marks both his completion of a new graduate degree, the Master of Science in Clinical Research, and his entry into a PhD program in applied epidemiology.

“The face of clinical trials is changing,” Dr. Bruce explains. “Both government and industry are imposing more regulatory constraints; financial constraints are escalating, too. I’m here to help Emory PIs,

physicians, and clinical coordinators find their way through an increasingly complicated system that has placed clinical trials and research under extra pressure.”

He also sees his role as “an intellectual resource: someone right here in the department to talk with about rigorous ways to perform clinical research, and about topics like study design, epidemiology, and biostatistics.”

Dr. Bruce hopes to spur growth: first, in the department’s number of internally generated, investigator-initiated research; and second, in independent sources of research funds.

“Our faculty are all experts, and they have plenty of great ideas for research,” he says. “The next step is translating those ideas into definitive studies. To do that, our physicians need time. They also need practical help; for example, good research costs money.”

Like everyone else at the Emory Eye Center, Dr. Bruce acknowledges with deep gratitude the patients who make our clinical research possible by participating in clinical trials.

“Not everyone, of course, can physically take part in such a study,” he adds. “We hope that friends of Emory with resources will want to help us in another way: by supporting our research. That’s our dream. It’s important to Emory; it’s important to every person who hopes for healthy vision. I’m here to invite that participation, and to help our faculty put it to the very best use.”

Here’s a small sampling of our recent trials within specific subspecialties. For information on all Emory Eye Center trials, please go to: <http://www.eyecenter.emory.edu/clinical-trials>

Cornea

Topography-Guided LASIK Treatment Trial. Unique treatment based on corneal topographic measurement rather than refractive error. *PI: J. Bradley Randleman, MD*

Glaucoma

Advanced Glaucoma Intervention Study (AGIS) (now closed) The study evaluates the course of medically uncontrolled open-angle glaucoma by two surgical treatment sequences. Finding:

Surgical treatment to lower eye pressure in patients with glaucoma has different effects in patients of different ethnic backgrounds. Successful reduction of eye pressure lowers the risk of vision loss from glaucoma.

PI: Allen Beck, MD

Low Vision

Low Vision Rehabilitation Outcomes Study (LVROS): Pilot Data Collection to Evaluate the Effectiveness of Vision Rehabilitation Services This pilot study can have direct influence on evaluating the effectiveness of orientation and mobility services and the use of low vision aid in the visually impaired population.

PI: Susan Primo OD, MPH

Neuro-ophthalmology

TEVA OCTAGON Study The study will determine if the drug glatiramer acetate is ef-

fective, safe, and tolerable in reducing the amount of axonal loss in the optic nerve after a first event of acute optic neuritis. *PI: Beau Bruce, MD*

Pediatrics

Nasolacrimal Duct Study (PEDIG) The study will evaluate which of two methods is optimal in treating young infants with blocked tear duct: probing immediately or waiting to see if the condition resolves on its own. *PI: Scott Lambert, MD*

Retina

Comparison of AMD Treatments Trials (CATT) This study, sponsored by the NEI/NIH, compares pharmaceuticals Lucentis with Avastin for treatment of wet age-related macular degeneration. *PI: G. Baker Hubbard, MD*

And I don't mind driving a long way for my son. Emory's the best, so that's where I want him to be. Everything has been a plus: I love getting the newsletters. I love Rachel.

Lacey: *We're glad that James could go to a top-notch hospital and participate in a study with one of the top doctors. Dr. Lambert is wonderful. And Rachel is so understanding. She makes sure we're top priority.*

The appreciation goes both ways. "The families are the heroes of this study," Robb says. "We ask a lot from them: all the appointments, the ques-

figured out, "Hey, I can take this off!" Year two was the biggest struggle. The IATS newsletter has given us good ideas: patch while eating, set up a chart with stickers. When we're reading books, we always patch. The goal is to patch half of his waking hours, which is hard at this age. But it's become second nature. We patch; that's what we do.

Robb emphasizes that all these families would have received treatment for the babies' cataracts even had they chosen not to enroll in the study. Participating in IATs requires a huge commitment of time and effort; in return, the children receive the highest level of individual care and attention by multiple specialists year after year.

Noteworthy outcomes In December 2009, each site completed visual acuity testing on its patients at age one. During its five-year extension, the study will test all the participants until they reach age five, when standard visual acuity testing can be performed.

Key players in IATS deem the project a remarkable success.

Dr. Lambert cites particular triumphs: "First, 80 percent of the families who were eligible to be in the study agreed to participate, which is a very high rate. Furthermore, we were able to test every child in the study at one year of age. That's extremely rare, and it reflects the relationships our coordinators have established with these families."

DuBois attributes the study's achievements to "an incredible network of efficient and caring eye practitio-

ners. With this study, Emory has set an enviable standard of documentation and teamwork. Dr. Lambert now has a machine in place that he can use for other studies."


According to Dr. Lambert, "The whole world is watching this study. Treatment for infant aphakia is an issue that people are asking about in every country we visit, because most countries don't have the resources to do this kind of trial. So our work will affect children throughout the world."

Kim: Overall, M.J. has been so good through the whole process. I give him a lot of credit. Now we're eager to hear about the results. As far as our part goes with M.J., they're going to be accurate. We've dotted every i and crossed every t.

Lacey: James just turned three, and he loves putting his glasses on and looking at himself in the mirror. Watching him, I'm very grateful for this study. I feel proud, knowing that our family is benefiting others who'll have to deal with this same condition.

Here at the Emory Eye Center, we're feeling proud, too.

Sharing the knowledge The carefully gathered, many-layered data from IATS is already shaping further research. A preliminary paper on the study was published in January; the main report—containing the much-anticipated results from the testing of one-year-olds—will appear online in May, in print during July. Numerous ancillary papers will follow, covering particular facets of the study.

"In a workshop this past April, at the annual meeting of the American Association of Pediatric Ophthalmology and Strabismus," says Dr. Lambert, "we shared videos from some of the surgeries, which are helping us make this knowledge broadly transferable." 

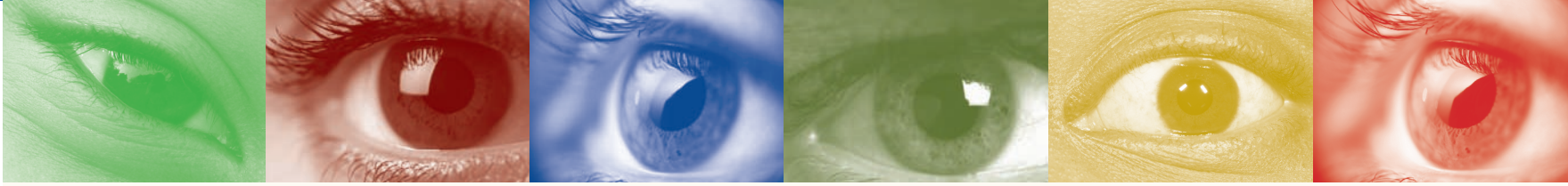


WORKING TOGETHER

tionnaires, the documentation. And the constant patching. It's hard work."

Kim: *The patch is a part of our life. For years, as soon as M.J. woke up, I'd say, "Good morning, brush your teeth, put your patch on." His sister Kai wore a patch, to support him. We put a patch on his teddy bear, on his dad. Now that M.J. is five, he only has to patch two hours a day. We use a little timer, and he's so excited when it finally beeps.*

Lacey: *Just before age one, James*



Closing in on myopia—and more

When you're not wearing your glasses or contact lenses, do you find yourself scrunching up your eyes, craning your neck, and squinting to see objects in the distance?

If so, you (along with 70 million other Americans) probably know that you



Mabelle Pardue (R) and colleague Yureeda Qazi analyze an OCT (optical coherence tomography) image for myopia research.

are near-sighted—or, as ophthalmologists say, myopic.

Myopic eyes are longer than normal, and this seemingly simple variation in

eye size is responsible for billions of healthcare dollars being spent on corrective lenses and refractive surgery. Many myths exist about the cause of myopia: reading too many books in childhood, reading in dim light, sitting too close to the television.

Mabelle Pardue, PhD, would like to discover the facts and dispel the myths. In her laboratory at the Veterans Affairs Medical Center, a partnership institution with Emory, Dr. Pardue is studying how myopia occurs—and why. Understanding the causes of myopia can help scientists develop innovative treatment strategies to slow or prevent this condition.

Tracking the problem. Most often,

myopia occurs in people of Asian descent. The number of people both in Asian countries and in the U.S. who become myopic is increasing, and scientists are not sure why. Is the impetus for myopia environmental or genetic? It's likely a combination of both.

What makes some eyes—the myopic ones—become larger and longer than normal eyes? Dr. Pardue speculates that complicated interactions between environmental factors and genetic defects alter the way the visual signal is processed by the eye. Emory and the National Institutes of Health are funding her investigation to examine how the retina's detection of visual signals may lead to myopia.

Emory/VA partnership.

Dr. Pardue notes that the VA Rehabilitation Research and Development (RR&D) Center of Excellence, which houses her lab, attracts the brightest minds from medicine to the VAMC.

“Our job here,” she says, “is to improve the health of veterans.” Specifically, these experts seek research solutions that address the needs of veterans with disabilities and diseases—including vision problems.

Like other VAMC research centers

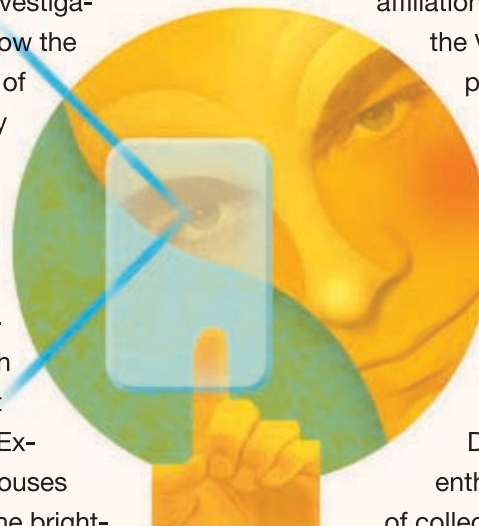
around the country, the Atlanta VA augments its strengths through affiliation with an academic institution. Emory, nationally known for its research and located conveniently nearby, is a natural partner for the VAMC.

From this combining of expertise, not only the veterans but also both Emory and the VA stand to benefit. Dr. Pardue explains, “The VA provides a rich teaching source for university medical students, giving them a unique population of aging veterans to work with.”

Conversely, the prestige of its affiliation with Emory helps the VA attract top-notch physicians to work in the clinics that serve this country's veterans.

Having collaborated for the past decade with colleagues at the VA and also at Emory, Dr. Pardue is an enthusiastic proponent of collective expertise.

“Research proceeds most proficiently,” she says, “when it draws on the talents of many specialists—clinical, engineering, molecular, and imaging, to name a few. Increased collaboration between Emory and the VA will lead to more productivity in all our work.”



Renovations help us better train upcoming ophthalmologists



When Timothy Olsen joined the Emory Eye Center as director in 2008, his vision included updating the physical space dedicated to our educational efforts—which represent a vital part of our three-fold mission, along with patient care and research. That physical space, recently renovated, is the Cyrus Stoner Learning Resources Center, originally encompassing a library and an auditorium.

“Emory Eye Center deserved a better educational area,” says Dr. Olsen. “When I interviewed for the chair position at Emory, Dean Lawley and the School of Medicine agreed to help support the reconstruction cost. We were fortunate to work with architect Maurice Yates and an excellent construction company to make this happen. Our Calhoun Auditorium and LRC are now something to be proud of!”

He continues, “After a year of negotiations for additional space, we successfully added two rooms to the mix, to round out our usable space. The additional rooms provide us an extended area for book stacks and a small conference room, neither of which was part of our previous footprint. Now, for the first time, all of our educational programs are housed in one attractive space. Our residency and fellowship programs truly have a home.”

On multiple levels, this year has brought progress in Emory Eye’s efforts to strengthen that educational focus. Not only can we point with pride to our newly crafted spaces, we can be sure that they serve both an internal and external need. Tailored to the training of our residents and fellows, they are equally beneficial for those who join us from time to time as speakers and participants in Grand Rounds, seminars, and regional conferences.

According to Dr. Olsen, the renovations offer far-reaching advantages: “The most productive academic centers are those that have a space dedicated to collaboration and open discussion.”

Branching out on the north side

Emory Eye Center patients living on the north side of Atlanta can access eye care with new convenience. Emory Vision, our existing refractive surgery center in the north metro area, now includes experts in retina, cornea, and oculoplastics.

Located within The Emory Clinic, Perimeter, our specialists in retina serve on Mondays; our oculoplastics specialists, on two Tuesdays each month; and cornea specialists, several days each month. Our north side location at 850 Johnson Ferry Road is adjacent to SR 400. As always, to make an appointment, please contact our Call Center: 404-778-2020.



Members of the Emory Eye Center advisory council, an engaged group of Eye Center supporters, made a trek to midtown Atlanta in April to experience firsthand what it’s like to be totally blind—for one hour.

“Dialog in the Dark, “which has been in this country since 2008, has hosted more than 5 million visitors worldwide. The experience not only helps visitors understand the world of the blind, it also requires them to depend on the blind, who serve as their guides through the totally dark exhibition. After his hour of simulated blindness, Timothy Olsen commented, “Puns aside, this was truly an eye-opening experience.”

From Nepal to Emory: a long road to good vision

Recently 18-year-old Birendra Odari visited the Emory Eye Center and received an examination from pediatric ophthalmologist Amy Hutchinson. The visit might have seemed unremarkable; many young patients are examined at Emory clinics each day. One thing, however, was quite remarkable: the long path this young man had followed to get the help he needed for better vision.

Odari's journey began in his homeland of Bhutan (near India), when his people were exiled in an ethnic cleansing. After living for 17 years in the refugee camps of Nepal—where a medical examination was an unattainable luxury—the Odari family came to Atlanta in 2008, ready to rebuild their life.

With help from the U.N., more than 1,600 Bhutanese refugees have now immigrated to Atlanta, and thousands more are expected over the next five years.

These “forgotten people” often struggle to make a living. Here in Atlanta, their basket making—a craft practiced by older members of the group, who use abundant Southern kudzu vines—is legendary. On weekends, Odari and his

school friends sell the elaborate basketry at various farmers markets and bazaars. An A-student at Druid Hills High School, Odari has been the leader and organizer of this endeavor, which has caught the attention of local media.

“We were glad that Birendra Odari had come to us for treatment,” says Dr. Hutchinson. “He had severe astigmatism and hyperopia (farsightedness).” Both conditions were untreated, and be-



Bhutanese refugee Birendra Odari and pediatric ophthalmologist Amy Hutchinson.

cause Birendra had never worn glasses or contact lenses before coming to the United States, he had developed amblyopia (decreased vision in both eyes).

“Before visiting Emory Eye, Birendra had been seen by an optometrist in

Atlanta. We advised him to continue wearing the contact lenses prescribed by that doctor,” Dr. Hutchinson says. “His vision continues to improve. That’s a welcome situation for this bright and ambitious young man.”

Friends Craig Gilbert and Tamar Orvell, both volunteers with the Atlanta Bhutanese Refugee Support Group, accompanied Odari to the Emory Eye Center last fall.

Orvell noted that Dr. Hutchinson immediately established a caring relationship with Odari. “After the exam, she asked him about his life up until now,” he reports. “She explained that she could relate in some ways to his experiences in the Nepal refugee camps, because she volunteers her professional services in third-world countries and sees many difficult situations there.”

Gilbert added, “Birendra’s mother felt so much relief when we returned home. It was almost overwhelming for her to know that after 18 years of no medical help and no vision correction, her son has had the best possible care. She is thankful to Dr. Hutchinson for her top skills and gracious, gentle ways.”

Emory Eye in Troup County

In addition to her duties at Emory Eye and the Veterans Administration Medical Center, retina specialist Jiong Yan now sees patients at Emory Clark-Holder Clinic in LaGrange, Ga. Dr. Yan will see patients on every other Thursday, enabling the residents of Troup County (southwest of Atlanta, on the border of Alabama) to access an Emory Eye retinal specialist with expert medical, diagnostic and surgical skills.

Dr. Yan’s interests include diabetic retinopathy, macular disease, retinal detachment, and age-related macular de-

generation. The director of the inherited retinal disease unit at the Emory Eye Center, Dr. Yan also has been involved in eight clinical trials, serving as either the principal investigator or the co-investigator. She has published nearly 20 papers.

“Often our retina patients must have a family member drive them to their clinic appointment,” says Dr. Yan. “It’s a pleasure to extend more convenient service to patients in the LaGrange community.”

A walk for sight On a chilly Sunday at Centennial Olympic Park, nearly 700 participants—including a team from the Emory Eye Center—walked in a Fight for Sight fundraiser. The fourth annual Atlanta VisionWalk, held on March 14 and coordinated by Foundation Fighting Blindness (FFB), brought in more than \$100,000, say FFB folks.



Out of Africa: Kilimanjaro and Emory



In April the Emory Eye Center hosted Paul Courtright, PhD, co-director of the Kilimanjaro Centre for Community Ophthalmology (KCCO) in Moshi, Tanzania. Serving several countries within Africa—primarily in the eastern portion of the continent—KCCO seeks to eliminate avoidable blindness through programs, training, and research. Its primary focus is on creating sustainable community ophthalmology services.

Speaking to Emory physicians, Dr. Courtright described community ophthalmology as a way of considering blindness-related problems in a community context. This approach, for example, asks why, within a group of 10 blind persons, only one person makes it to the doctor for treatment. Multiple reasons for this situation exist, he explained.

Both access and attitude limit those who may need to have a treatment

such as cataract surgery. Cataracts are the number-one cause of blindness in the world, primarily because they go untreated in so many underdeveloped regions. According to Dr. Courtright, crucial steps include screening potential patients thoroughly and then making sure they actually get to the hospital.

The cost of treatment typically is not the primary impediment. Even when surgery is offered free of charge, Dr. Courtright noted, patients may not receive the needed surgery. Typically these patients do not mind paying a fair price for their surgical procedures, and they often pay via a combination of money and goods.

Throughout the developing world, he continued, women have an unfairly high rate of blindness—two-thirds of the blindness in the world—because they don't have the same access to medical care as the males in their societies.

A widespread misconception holds that in developing countries, there aren't enough physicians to provide health-care. Dr. Courtright corrected that assumption: "In fact," he said, "many hospitals in poor countries are not very busy and do not work to their full capacity. The truth is that most blind people simply do not ever get to the clinic or hospital for treatment—and that is the challenge we face."

For his impressive contribution to the field of international ophthalmology, Dr. Courtright was recently recognized with the International Blindness Prevention Award, presented by the American Academy of Ophthalmology.

"Dr. Courtright has left a lasting legacy in East Africa, building the region's capacity to treat avoidable blindness. In the process, he has transformed countless lives," says Hunter Cherwek, an Emory Eye Center alumnus and medical director of ORBIS International.

The ORBIS Flying Eye Hospital trains eye care professionals and treats underserved patients in developing countries throughout the world. In the future, the Emory Eye Center hopes to share this group's evolving participation in our International Vision Project.

Edelhauser named the Charles D. Kelman Innovator's Lecturer



Emory Eye Center research professor Henry F. Edelhauser was named the Charles D. Kelman Innovator's Lecturer for the national meeting of the American Society of Cataract and Refractive Surgeons (ASCRS) in April. This most recent award adds to the long list of professional

honors Dr. Edelhauser has received throughout his career.

The ASCRS lectureship honors the work of individuals whose creativity has benefited ophthalmologists and their patients. Charles D. Kelman, MD, presented the first lecture in 1985; and in 2003 the lecture was renamed for him, in recognition of the late doctor's ongoing contribution to anterior segment surgery: the invention of phacoemulsification.

The lecture was presented during a special session at the annual ASCRS Symposium on Cataract, IOL and Refractive Surgery. Dr. Edelhauser's lecture was titled "Evolution of Surgical Pharmacology: Reviewing the Past and Looking to the Future."

Timothy Olsen acknowledges with pride this most recent achievement of Dr. Edelhauser. "The highly prestigious Kelman Innovator's award," he says, "represents one of the highest distinctions at the ASCRS meeting in recognition of

translational and applied research."

Emory Eye Center's former director of research—internationally known for his work in corneal physiology—served as the Sylvia Montag Ferst and Frank W. Ferst Endowed Research Professor from 1989 to 2009. Dr. Edelhauser's additional research interests include surgical pharmacology, drug delivery, and ocular toxicology.

Major highlights of Dr. Edelhauser's career:

- President, Association for Research in Vision and Ophthalmology (ARVO)
- Honor and Senior Achievement Awards, American Academy of Ophthalmology
- Castroviejo Medal
- Alcon Research Award
- Proctor Medal Award, the highest honor presented by ARVO
- R. Townley Paton M.D. Award from the Eye Bank Association of America
- Inaugural recipient of the Gold Fellow Award in ARVO, the organization's highest distinction

Dr. Edelhauser has published more than 300 papers. He has received continuous funding from the NIH for more than 41 years, and during his two decades at Emory he has garnered more than \$24 million in grant funding. Holding memberships in a dozen professional organizations, he has served as advisor to more than 50 graduate or post-doctoral students.

Nancy Newman, Valérie Biousse publish neuro-ophthalmology text

With a combined 40 years of experience, Emory Eye neuro-ophthalmologists Nancy J. Newman and Valérie Biousse have collaborated to write "Neuro-Ophthalmology Illustrated" (Thieme Verlag), a book that they hope will de-mystify the perceived complexity of neuro-ophthalmology.

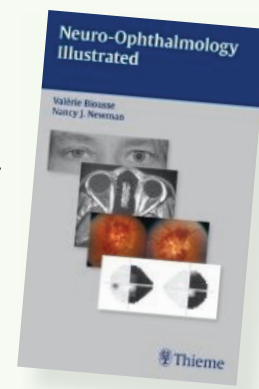
While the book is aimed at medical students, residents, and practicing

ophthalmologists and neurologists, it also can be a valuable resource for neurosurgeons, neuroradiologists, and otolaryngologists.

Comprising 640 pages and containing nearly 900 unique images, "Neuro-Ophthalmology Illustrated" covers topics ranging from anatomy and pathophysiology to diagnosis and management. It provides an original approach to thinking about, assess-

ing, and treating neuro-ophthalmic disorders.

"The book has the flavor of an atlas," says Dr. Newman, "but it also offers a comprehensive approach to neuro-ophthalmology. Our goal is to make this field accessible and understandable for all practitioners who deal with disorders of vision or the brain."



AWARDS

P. Michael Iuvone, Sylvia and Frank Ferst Professor and director of research at the Emory Eye Center, has received from Research to Prevent Blindness



(RPB) a \$75,000 Senior Scientific Investigator Award. The award supports nationally recognized senior scientists who are conducting eye research at medical institutions in the United States. Dr. Iuvone is one of a select group of scientists—from 56 institutions—to be honored with this award since its origin in 1987.



Thomas M. Aaberg, Sr., M.L. Simpson Distinguished Professor and Chair Emeritus of the Emory Eye Center, received the prestigious Schepens Lectureship Award through the American Academy of Ophthalmology. The lectureship honors Charles L. Schepens, MD, widely recognized as “the father of modern retinal surgery.” Along with this high award, Dr. Aaberg received \$35,000, plus \$15,000 for research funding.

Hans E. Grossniklaus, F. Phinizy Cal-



houn Jr. Professor, director of the L.F. Montgomery Pathology Laboratory and the Section of Ophthalmic Pathology/Ocular Oncology, received AAO’s 2009 Secretariat Award, which recognizes ophthalmologists for special contributions to the Academy and ophthalmology.

At the Joint Commission on Allied Health Personnel in Ophthalmology (JCAHPO) and Association of Technical Personnel in Ophthalmology (ATPO) ACE 2009 meeting, which ran concurrently with AAO meeting, the following Eye Center associate faculty members were honored:



Lindy DuBois received the prestigious Lancaster Medal, an award bestowed to an excellent orthoptist by the AACO (American Association of Certified Orthoptists) in recognition of meritorious contributions to orthoptic excellence. It is a lifetime achievement award.

Donna Leef was presented with the JCAHPO Statesmanship Award for a Commissioner, granted to a person who has manifested leadership through the support, training, and use of allied health personnel in ophthalmology and whose career has demonstrated dedication to the finest ethics and ideals of the ophthalmology profession.



Eye Center Director **Timothy W. Olsen**, F. Phinizy Calhoun Sr. Professor of Ophthalmology, received the 2010 Macula Society’s Young Investigator Award, presented “to that individual or group of individuals under 50 years of age whose work gives promise of notable advance in the clinical treatment of disorders of the eye.”



J. Bradley Randleman, associate professor in the section of cornea, external disease, and refractive surgery at the Emory Eye Center, has been selected as the first recipient of the American Society of Cataract and Refractive Surgery (ASCRS) Foundation’s Binkhorst Young Ophthalmologist Award.

RANKINGS

Emory Eye Center ranks again in top ten of *U.S. News & World Report*

Emory Eye Center continues to stand among the Top Ten U.S. eye institutions, as ranked by *U.S. News & World Report* in July 2009. Now in its second year as #9 nationally, the Emory Eye Center also joins, once again, the prestigious ranks of America’s top medical institutions in the magazine’s annual guide to “America’s Best Hospitals.”

Emory Eye Center ranks in top ten in *Ophthalmology Times* annual survey

Along with nine other distinguished U.S. academic eye institutions, the Emory Eye Center has secured one of the Top Ten slots—again—in the annual survey of ophthalmology programs conducted by *Ophthalmology Times*. The October 15, 2009 issue ranks Emory Eye as #8 in the “Best Residency Program” category, two places higher than its 2008 listing at #10. *Ophthalmology Times*, a news publication written by and for physicians, regularly ranks eye centers across the country.

Rashidul Haque, PhD joined the research section in fall 2009, bringing more than 20 years of experience in molecular biology research. Dr. Haque earned his doctoral degree in genetics at



St. Petersburg State University, Russia, where he also did a fellowship. In 1996 he completed a post-doctoral fellowship at Emory University.

Before joining Emory (Pharmacology faculty) in 1998, he served in the Department of Zoology, University of Rajshahi, Bangladesh; worked as a WHO scholar at the CDC; and held a senior research scientist position at Emory University. His research focuses on both retinal circadian biology and ocular microRNA. A member of ARVO, Dr. Haque is interested in characterizing microRNA molecules and investigating their role in the expression of genes related to ocular diseases such as AMD, diabetic retinopathy, and retinal vascular diseases.

Joseph D. Walrath, MD joined the section of oculoplastics, orbital and cosmetic surgery in May. He received his medical degree in 2003 from the College of Physicians & Surgeons, Columbia University. After completing an internal medicine internship at The



Mount Sinai School of Medicine, he served an ophthalmology residency at Columbia University, where he was chief resident during

his final year. He practiced for a year in New York, then completed a two-year oculoplastics fellowship at the Emory Eye Center. Dr. Walrath's clinical interests include surgical and nonsurgical cosmetic eyelid, forehead, and midface

treatments, as well as management of adult and pediatric diseases of the eye sockets, tear drains, and eyelids. Dr. Walrath will see patients at the Emory Eye Center's main campus and at The Emory Clinic, Perimeter.

Steven Yeh, MD, will join the vitreo-retinal diseases and surgery section in September 2010. He attended medical school at the Baylor College of Medicine and completed his internship and ophthalmology residency at the Cullen Eye Institute, Baylor College of Medicine Affiliated Hospitals system, where he served as chief resident.



During residency, Dr. Yeh performed research in ocular immunology and retinal diseases. He completed a clinical and research fel-

lowship in uveitis, ocular immunology and medical retina at the NEI. While there, he conducted research in diagnostic imaging for posterior uveitis and immunotherapies for uveitis, as well as translational research investigating the mechanisms of rare autoimmune eye diseases. Most recently, Dr. Yeh completed his vitreoretinal diseases and surgery fellowship at the Casey Eye Institute, Oregon Health and Science University and the Devers Eye Institute, Legacy Good Samaritan Hospital. During fellowship, he acquired advanced medical and surgical retina training in macular diseases, pediatric retinal disorders, ocular tumors, uveitis, retinal degenerations, retinal detachment repair, and ocular trauma.

Dr. Yeh's research on uveitis and retinal diseases has resulted in more than 70 peer-reviewed publications and abstracts, many of which have been presented at national meetings, including the Association for Research in

Vision and Ophthalmology, the American Academy of Ophthalmology, the American Society of Retinal Specialists, and the Retina Congress. The recipient of awards both as a Heed Ophthalmic Foundation Fellow and from the Ronald G. Michels Fellowship, Dr. Yeh brings clinical expertise in advanced diagnostics for the management of infectious and noninfectious uveitis, local and systemic immunosuppression for uveitis, age-related macular degeneration, diabetic retinopathy, and retinal detachment surgery. Dr. Yeh will see patients at the Emory Eye Center.

Suma Shankar, MD, PhD joined the Ophthalmology Department in April. She holds a primary appointment in Human Genetics at Emory University and is affiliated with the Emory Children's Center, Children's Hospital



of Atlanta and the Emory Eye Center. Dr. Shankar received her medical degree at Bangalore Medical College in India, completing a resi-

dency in ophthalmology in the United Kingdom and obtaining membership in the Royal College of Ophthalmologists, London, as well as fellowship in the Royal College of Surgeons in Edinburgh, UK. She received her PhD in molecular genetics and also completed a fellowship in pediatric ophthalmology at the University of Iowa, followed by a second fellowship in medical genetics at UCSF. Dr. Shankar's clinical interests include genetic disorders of the eye, ophthalmic manifestations of neurofibromatosis, Ras /MAPK pathway disorders, and metabolic disorders such as lysosomal storage disorders. She will see patients at the Emory Eye Center and the Emory Genetics Clinic.



Endowment is the lifeblood of any academic eye institute. The following are the named funds which endow specific needs and provide the ongoing financial support for the Eye Center's work.

Emory Eye Center Endowment Funds

Thomas M. Aaberg Sr. Chair
Currently held by George Baker Hubbard, III, MD

Thomas M. Aaberg Sr. Fellowship

Earl Wills Anderson Memorial Fellowship

F. Phinizy Calhoun Sr. Chair
Currently held by Timothy W. Olsen, MD

F. Phinizy Calhoun Jr. Lectureship

F. Phinizy Calhoun Jr. Professorship in Ophthalmic Pathology
Currently held by Hans E. Grossniklaus, MD, MBA

Grady Clay Memorial Fund

Frederic Stowe Davis, Mayme Bordeaux Davis, Catherine Louis Davis '51G, and Mary Frances Davis Memorial Endowment Fund

H. Talmage Dobbs Lectureship

R. Howard Dobbs Retina Research Fund

R. Howard Dobbs Professorship
Currently held by Scott R. Lambert, MD

Sylvia Montag Ferst and Frank W. Ferst Chair
Currently held by P. Michael Iuvone, PhD

Pamela Humphrey Firman Professorship
Currently held by Anastasios Costarides, MD, PhD

Fund for Vision Care

John H. Hughes and Helen S. Hughes Fund

Reunette Harris Chair
Currently held by Paul. W. Wong, PhD

LeoDelle Jolley Chair
Currently held by Nancy J. Newman, MD

Kuse Professorship
Currently held by Ted H. Wojno, MD

Lebos Fund in Neuro-ophthalmology

Herman Lewis Research Fund

Henry Y. McCord Sr. Endowment

L. Dean and Irene McMath Eye Research Endowment

William & Clara Redmond Professorship
Currently held by Allen Beck, MD

Eugene Reichard Lectureship
Frances and Leroy Rogers Fund

M.L. Simpson Chair

Paul Sternberg Jr. Retina Lectureship

Cyrus H. Stoner Professorship
Currently held by Valérie Biousse, MD

Lila Mae Stanton Walthour and Lena Stanton de la Perriere Chair
Currently held by Geoffrey Broocker, MD

Louis Stanley Whitaker Endowment

Louis A. Wilson Fund

Ned S. Witkin Fund

Emory Eye Center Donors

September 2007 – August 2009

The Calhoun Society

\$100,000 - 1 million

Abraham J. & Phyllis Katz Foundation
Foundation for Fighting Blindness
Jack and Anne Glenn Foundation
Research to Prevent Blindness

Lifetime Lamplighters

\$25,000 - 100,000

Alimera Sciences, Inc.
Bernard E. & Edith B. Waterman Charitable Foundation
CIBA Vision Corporation
Dr. and Mrs. Timothy W. Olsen
Fraser-Parker Foundation
Georgia Lions Lighthouse Foundation, Inc.
Jack Zwecker
Knights Templar Educational Foundation

2008-2009

Individual Donors

Although gifts of any amount are gratefully received, only gifts totaling \$50 and more could be listed in this report. These gifts were received in the past two years.

Benefactors

\$10,000+

Mrs. Mary Gellerstedt
Mrs. Marilyn Gardner Mann
Dr. and Mrs. Timothy W. Olsen

Lamplighters

\$1,000 - 9,999

Dr. & Mrs. Thomas M. Aaberg Sr.
Dr. Maria E. M. Aaron
Mr. Jeff R. Arent
Dr. & Mrs. Chang M. Bang
Dr. & Mrs. Allen D. Beck
Dr. & Mrs. J. Chandler Berg
Drs. Chris S. Bergstrom & Marisa Alane Feliciano
Ms. Wendy H. Bicknell
Dr. Valérie Biousse
Dr. & Mrs. Geoffrey Broocker
Dr. Ronald R. Buggage

Mary J. K. Burns

Bickerton W. Cardwell Jr.

Kristin W. Collins

Dr. and Mrs. Anastasios Peter Costarides

Mr. & Mrs. Bradley N. Currey

Mr. & Mrs. Brian G. Dyson

Dr. and Mrs. R. Malcolm Edwards

Mr. and Mrs. Edgar J. Forio Jr.

Mr. & Mrs. Harry B. Greene

Ms. Jane F. Hipp

Dr. Amy Kathleen Hutchinson

Ms. Beatrice R. Keappler

Mr. & Mrs. William E. Keappler

Drs. Eung K. Kim and Hyun Sook Kim

Dr. Laura J. King and Mr. James T. King

Dr. and Mrs. Jess C. Lester

Dr. and Mrs. Barry A. Mandell

Mr. and Mrs. Terrence J. Miller

Dr. and Mrs. Homer S. Nelson

Dr. Nancy J. Newman

Dr. and Mrs. Julio Rafael Ortiz

Dr. and Mrs. Rafael G. Ortiz

Mrs. Catherine Tift Porter

Dr. and Mrs. Robert M. Powers

Dr. Goetz W. Richter

Mr. and Mrs. James R. Satterfield

Dr. and Mrs. Brian D. Sippy

Dr. Sunil Srivastava and Mrs. Rachel Gurshman

Mr. and Mrs. Stanley P. Steinberg

Dr. and Mrs. Leiv M. Takle Jr.

Dr. Leiv M. Takle Sr.

Mrs. Beverly S. Taylor

Dr. and Mrs. Chi-Lun Charles Wang

Dr. Jiong Yan

Mr. and Mrs. Maxwell W. Young

Patrons

\$500 - 999

Dr. and Mrs. Phil Cecil Alabata

Dr. Claxton Allen Baer

Drs. David Haworth Bowen and Carol F. Boerner

Mr. William J. Brown III

Dr. and Mrs. Philip D. Campbell

Dr. and Mrs. Antonio Capone Jr.

Dr. and Mrs. Andrew C. Davis

Mr. and Mrs. Leslie W. Dow

Dr. Edward N. Duncan

Dr. Alcides Fernandes

* Every attempt has been made to verify the accuracy of this list. Please accept our apologies for any errors or omissions.



Dr. and Mrs. Lewis R. Gaskin
 Drs. Hans Edwin Grossniklaus and Daurice Ann Grossniklaus
 Drs. David J. Harris Jr. and Patricia L. Harris
 Dr. Susanne M. Hewitt and Mr. Sean T. Hewitt
 Dr. and Mrs. George Baker Hubbard
 Dr. Bruce E. January
 Dr. Joung Y. Kim and Mrs. Gloria K. Song
 Dr. and Mrs. Thomas H. Mader
 Dr. and Mrs. Daniel F. Martin
 Dr. and Mrs. John M. Nickerson
 Dr. James Bradley Randleman
 Dr. and Mrs. Wayne A. Solley
 Dr. and Mrs. Cameron McLure Stone
 Dr. and Ms. Kearfott M. Stone
 Mr. Kenneth G. Tarnawsky
 Dr. and Mrs. James E. Threatt
 Dr. and Mrs. John A. Wells III
 Dr. Paul Wong
 Mr. David R. Woolf

Sponsors

\$250 - 499

Dr. Fulya Y. Anderson and Mr. Christopher M. Anderson
 Dr. and Mrs. Bradley A. Bertram
 Dr. and Mrs. Douglas Mountjoy Blackmon
 Mr. and Mrs. Earle Blomeyer
 Dr. and Mrs. Daniel H. Chang
 Dr. and Mrs. John T. Cobb
 Ms. Beatrice C. Conolly
 Ms. Rhonda S. Curtis
 Dr. and Mrs. John M. Dixon
 Drs. Charles V. Duss and Dawn Maxwell Duss
 Dr. and Mrs. Henry F. Edelhauser
 Ms. Jane A. Everett
 Drs. Andrew Steven Feinberg and Whitney L. Feinberg
 Mr. John E. Felth
 Mr. Myron E. Gellman
 Dr. Garnett J. Giesler Jr.
 Mr. and Mrs. Charles Benjamin Ginden
 Dr. and Mrs. Peter Alfred Gordon
 Mr. and Mrs. Michael George Hamner
 Dr. Lindsey DuFour Harris

Dr. and Mrs. Christopher L. Hauptert
 Mr. and Mrs. David Hertling
 Dr. and Mrs. Barry N. Hyman
 Dr. and Mrs. Floyd C. Jarrell Jr.
 Dr. and Mrs. Stefan E. Karas
 Mr. Roger E. Kline
 Ms. Ursula J. Landsrath
 Mr. and Mrs. William G. Layton
 Drs. Jeffrey H. Levenson and Ilene S. Levenson
 Dr. and Mrs. Robert E. Livingston III
 Dr. Ole J. Lorenzetti
 Drs. Reay H. Brown and Mary G. Lynch
 Mr. Luis Maza
 Mr. and Mrs. Patrick J. McGahan
 Mr. and Mrs. W. A. Moscoso
 Dr. and Mrs. Saxton Thomas Moss
 Mr. Robert A. Myles
 Dr. K. M. Nardelli-Olkowska
 Dr. Robert S. Nelson and Mrs. Anne Minter
 Dr. and Mrs. Alvin W. North
 Dr. James P. Pressly and Ms. Susan Thomas

Dr. Susan A. Primo and Mr. Roosevelt Davis
 Dr. and Mrs. James R. Putnam
 Mr. and Ms. Jack Redwine
 Dr. and Mrs. John C. Rieser
 Mr. and Mrs. Donald L. Robinson
 Dr. Kenneth John Rosengren
 Dr. Jennifer T. Scruggs
 Mr. and Mrs. Dallas H. Sexton, USN (RET)
 Dr. and Mrs. Samuel C. Spalding
 Dr. and Mrs. James I. Suit
 Dr. and Mrs. David N. Ugland
 Dr. Steven Ira Urken
 Dr. Thao Mai Vu
 Dr. Stanley D. Walker
 Dr. and Mrs. R. Trent Wallace
 Mr. and Mrs. Michael A. Ward
 Dr. and Mrs. John A. Wells Jr.
 Dr. Ted H. Wojno

Contributors

\$100 - 249

Col. W. J. Adams
 Dr. and Mrs. Saeed A. Al-Ghamdi

Dr. and Mrs. Fred F. Amatriain
 Drs. Victor J. Weiss and Nicole J. Anderson-Weiss
 Dr. and Mrs. John G. Azzi
 Dr. Steven T. Bailey
 Dr. and Mrs. Kyle Balch
 Dr. and Mrs. Christopher S. Banning
 Mr. and Mrs. William N. Barfield
 Dr. and Mrs. James J. Bedrick
 Dr. and Mrs. Michael A. Behforouz
 Mr. and Ms. Mike Bell
 Dr. and Mrs. Michael D. Bennett
 Ms. Patricia Y. Bennett
 Dr. and Mrs. Currell V. Berry
 Dr. Asha Bhoomkar
 Dr. Rebecca S. Braverman and Mr. Jon Braverman
 Mr. and Mrs. Edward Gregory Brekke
 Dr. and Mrs. William Z. Bridges
 Mr. and Mrs. Ulrich H. Brinkmann
 Mrs. Judy L. Brower
 Ms. Carol Joan Brown
 Ms. Sandra L. Brown
 Dr. Beau Benjamin Bruce
 Drs. David Paul Carlton and Mary Shackelford Carlton
 Mr. and Mrs. Kenneth Cash
 Mr. Bill Chan
 Dr. Margaret A. Child
 Dr. and Mrs. Robert L. Church
 Ms. Mary L. Clarke
 Dr. and Mrs. F. Michael Cornell
 Drs. Blaine Edward Cribbs and Sushma Komakula Cribbs
 Ms. Regina F. Cross
 Dr. and Mrs. Hal Holland Crosswell III
 Drs. William Fort Crosswell and Caroline Gibbes
 Mr. H. Tim Crow
 Dr. John Brandon Davies
 Drs. John P. Denny and Susan Davenport Denny
 Dr. and Mrs. Carlos E. Diaz
 Dr. and Mrs. Paul J. Dickinson
 Dr. and Mrs. Terrence James Doherty
 Mrs. Mildred R. Elliott
 Mr. James R. English
 Mr. John C. Findlan

Drs. George Demetrios Fivgas and Mary V. Stringfellow
 Dr. and Mrs. Carl E. Flinn
 Mr. George E. Foster
 Dr. and Mrs. John C. Frandsen
 Dr. and Mrs. Richard Scott Freeman
 Ms. Daria Ann Fremstad
 Mr. and Mrs. Thomas E. Fullilove
 Dr. and Mrs. Lewis R. Gaskin
 Mr. Yongjun Geng
 Dr. Annette L. Giangiaco
 Mr. and Mrs. Joseph M. Golub
 M. Douglas Gossman, MD, PLLC
 Dr. Emily Bedrick Graubart and Mr. Noah C. Graubart
 Dr. and Mrs. John C. Hagan III
 Dr. Robert Frederick Hand
 Dr. and Mrs. Michael L. Haney
 Sadeer B. Hannush, MD
 Dr. and Mrs. Thomas S. Harbin Jr.
 Ms. Stephanie L. Hassel
 Mr. and Mrs. Douglas B. Hawks
 Dr. and Mrs. Brent Richard Hayek
 Dr. and Mrs. Charles S. Hill
 Dr. Gary N. Holland
 Mr. and Mrs. L. David Holmes IV
 Dr. and Mrs. Ronald M. Hughes
 Dr. and Mrs. Harold N. Jacklin
 Mr. and Mrs. Robert E. Jarrett
 Dr. and Mrs. Jeffrey Stuart Kay
 Mr. Chris Patrick Kelley
 Dr. Deborah S. Kelly and Mr. Paul Kelly
 Dr. and Mrs. T. Eugene Kennedy
 Dr. and Mrs. Charles G. Kirby
 Dr. Scott B. Kleber and Mrs. Nancy Habib-Kleber
 Dr. and Mrs. Stephen H. Knight
 Mr. and Mrs. Harford E. Knowles
 The Honorable Phyllis A. Kravitch
 Dr. and Mrs. Scott R. Lambert
 Mr. and Mrs. Carl D. Lancaster
 Mr. and Mrs. John D. Lee
 Dr. Phoebe Dean Lenhart and Mr. Scott McKown Lenhart
 Drs. Jeffrey H. Levenson and Ilene S. Levenson
 Mr. and Mrs. Nathan R. Light
 Dr. and Mrs. Thomas H. Mader



Drs. Malcolm J. Magovern and Linda Magovern
 Mr. Eric J. Mandel
 Dr. and Mrs. James W. McCann Jr.
 Mr. and Mrs. William E. McGiboney
 SFC Ret. and Mrs. Johnny L. Mims
 Dr. and Mrs. Jonathan A. Mines
 Mr. and Mrs. Roger F. Moonen
 Mrs. Arlene T. Morey
 Dr. and Ms. Matthew W. Morris
 Ms. Marjorie K. Myers
 Mr. Robert A. Myles
 Mr. and Mrs. Ted Negas
 Dr. and Mrs. Philip E. Newman
 Mr. Edward W. Nickerson
 Miss Margaret Norris
 Mr. and Mrs. Loyd P. Norton
 Dr. David G. O'Day and Mrs. Ann H. Spicer O'Day
 Dr. and Mrs. John Stewart O'Keefe
 Mr. and Mrs. Edwin L. O'Rourke
 Mr. and Mrs. Bruce E. Patterson
 Dr. and Mrs. John H. Per-Lee
 Dr. and Mrs. Arthur C. Perry
 Dr. and Mrs. Dante Joseph Pieramici
 Dr. and Mrs. Sean Pieramici
 Mr. James C. Platt Jr.
 Dr. and Mrs. John Pope Jr.
 Dr. and Mrs. James R. Putnam
 Dr. Kathryn Lea Reed
 Mr. John E. Roller
 Mr. and Mrs. Robert A. Rose
 Dr. and Mrs. Thomas S. Rowe
 Dr. Jeffrey H. Boatright and Ms. Claudia S. Saari
 Mr. and Mrs. Hoyle B. Saye
 Dr. and Mrs. Jonathan E. Sears
 Mr. Robert Y. Shapiro
 Dr. and Mrs. Jeffrey Sheridan
 Dr. and Mrs. Fumio Shiraga
 Dr. Scott W. Siegner
 Paul S. & Carolyn A. Simon
 Ms. Joyce H. Smith
 Dr. and Mrs. Marc Jason Spirn
 Ms. Donna M. Spiteri
 Mr. and Mrs. Hugh S. Spruill
 Dr. Norman F. Stambaugh Jr.
 Dr. Reginald J. Stambaugh

Dr. Thomas W. Stone
 Dr. R. Doyle Jr.
 Ms. Lori M. Surmay
 Dr. Larry R. Taub
 Mr. and Mrs. John J. Thomas
 Drs. W. Kevin Thomas and Carol A. Kranig
 Dr. Debra Ann Thomas-Weible
 Dr. Jerald B. Turner
 Dr. Ann M. Van Wie and Mr. Jeffrey C. Van Wie
 Dr. and Mrs. Woodford Spears VanMeter
 Dr. M. Angela Vela
 Dr. and Mrs. Eric T. Vinokur
 Mr. and Mrs. Charles F. Waite Sr.
 Ms. Iris N. Wallace
 Dr. and Mrs. Phil V. Walters
 Dr. Matthew Walls Wilson
 Dr. and Mrs. William R. Wilson
 Mr. and Mrs. Ronald D. Wood
 Mr. and Mrs. Warren Woolf
 Dr. and Mrs. James Robert Wright Sr.
 Mrs. Joan L. Yaney
 Dr. Lucy Lo-Hwa Yang and Mr. Carl R. Gerdes
 Mr. and Mrs. Lewis Zellner

Friends

\$50 - 99

Anonymous
 Mr. and Mrs. Wendell H. Armstrong
 Ms. Juanita J. Banks
 Mr. Robert J. Beck
 Ms. Odelle K. Berkowitz
 Dr. and Mrs. Bruce I. Bodner
 Mrs. Judy L. Brower
 Mr. and Mrs. Robert E. Brown
 Ms. Elizabeth Aiken Burt
 Mr. and Mrs. Robert O. Colby
 Ms. Betty L. Dailey
 Mr. and Mrs. David Darby
 Mr. and Mrs. John P. Dean
 Mr. and Mrs. Adalberto DeThomas
 Mr. and Mrs. Harley F. Drury Jr.
 Mr. William C. Dunbar
 Mr. and Ms. William F. Finn
 Mr. Paul French
 Mrs. Mary Cathryne Gemmill
 Mr. and Mrs. William M. Gibbs

Ms. Mussie B. Habtemariam
 Ms. Margareta Hammarstrom
 Ms. Linda Hammond
 Mr. and Mrs. Thomas B. Jackson
 Mr. and Mrs. James K. Jennings
 Mrs. Sara Anne Johnson
 Mr. Christopher W. Kellen
 Mrs. D. J. Lambert Jr.
 Mr. and Mrs. Frank C. Lambert
 Ms. Donna L. Leef
 Mr. and Mrs. Bernard Liberman
 Mr. and Mrs. Peter R. Maltese
 Mr. and Mrs. Dale G. Miley
 Ms. Lois A. Miller
 Mr. John S. Monies Jr.
 Mr. William V. Mogan III and Mrs. Susan G. Morgan
 Mr. and Ms. Robert Nadrofsky
 Ms. M. W. O'Dell
 Dr. Michelle T. Pardue and Mr. Jeffrey D. Pardue
 Mrs. J. P. Park
 Mr. and Mrs. Phillip Parrish
 Mr. and Mrs. James Lane Perry
 Dr. and Mrs. Edward A. Peterson
 Mr. and Mrs. Stanley J. Raciak
 Ms. Cicely Angela Ross
 Ms. Jeneill Sewell
 Mr. and Ms. Kais F. Shahi
 Mr. Richard Sidwell
 Mr. and Mrs. Edward M. Smith
 Ms. Sara B. Smith
 Mr. Leonard Steed
 Mr. Jim Nields and Ms. Marion N. Steffy
 Mr. and Mrs. Richard H. Stock
 Mr. and Mrs. Peter J. Stumpo Jr.
 Mr. and Mrs. Grady H. Summer
 Dr. and Mrs. Myron Tanenbaum
 Ms. Terri Trotter
 Mr. and Mrs. G. Wallace Turner Jr.
 Mr. and Ms. Ray Ulrich
 Dr. and Mrs. Bruce F. Walker
 Mrs. Linda G. Wilkins
 Ms. Brenda G. Williams
 Mr. and Mrs. Robert L. Williams Jr.
 Mr. and Mrs. T. W. Wilson

Foundations and Other Organizations

Abraham J. & Phyllis Katz Foundation
 Barbara Jo Noto Trust
 Bernard E. & Edith B. Waterman Charitable Foundation
 Charles and Mary Ginden Fund
 Dorothy M. Harrington Trust
 Foundation for Fighting Blindness

Fraser-Parker Foundation
 Georgia Lions Lighthouse Foundation, Inc.
 Jack and Anne Glenn Foundation
 John C. Hagan III Trust
 Jules and Carol B. Green Foundation
 Knights Templar Educational Foundation
 Loeb Family Foundation
 Mildred E. Culpepper Trust
 The Clark Foundation
 The Gallagher 312 Foundation
 Warren & Elizabeth Bicknell Family Fund
 William L. & Linda H. Olmsted Charitable Fund
 Yellowlees Family Fund

Corporations

Affinity Health Group
 Allergan, Inc.
 American Glaucoma Society
 Anderson Eye & Ear Associates
 Anderson Ophthalmology, PC
 Angela Cotton B.C.O. & Associates Inc.
 Arizona Glaucoma Specialists
 Asheville Eye Associates, PLLC
 Associated Retinal Consultants, PC
 Atlanta Metro Lions Club
 Atlanta Ophthalmology Associates, PC
 Austin Retina Associates
 Bay Area Retina Consultants
 Bergen Management Services LLC
 Berks Eye Physicians and Surgeons, Ltd.
 Byron Lioness Club
 Byron Lioness Club
 Calhoun Lions Club
 California Retina Consultants. PC
 Center for Sight, PC
 Charles Wang, MD PA
 Chicago Cornea Consultants, Ltd.
 Chick-fill-A, Inc.
 Clark Eye Clinic, PC
 Collins Vision
 Columbia Eye Clinic, PA
 CooperVision
 Cornea Associates of Texas
 Corneal Consultants of Colorado, PC
 Delaware Eye Clinic
 Diaz Vision Center, PA
 Envision EMI, LLC
 Eye Associates, LTD.
 Eye Physicians of Pinella, PA
 First America Bank
 Friedberg Eye Associates, PC
 Georgia Institute of Technology
 Griffin Eye Clinic
 Horizon Eye Care

Giving Back | Friends of the Emory Eye Center

James H. Dew Jr., MD, PC
James L. Moses, MD, Inc.
John M. Dixon, MD, PC
Johnston Farms, Inc.
Joseph J. Chappell Jr., MD, PA
Kennesaw-Ackworth Lions Club
Kristin W. Collins
LaGrange Lions Club
LaserVue
M. Alan Dickens, MD, PC
Mark Michels, MD, PA
McMann Eye Institute
Mecklenburg Eye Associates, PA
Morganton Eye Physicians, PA
MS Vision Correction Center, PLLC
Myron Tanenbaum, MD, PA
North Fulton Eye Center, PC
Ophthalmic Consultants
Palmetto Retina Center, LLC
Pennachio & Fishman, MD, PA
Pulliam Eye Group & Surgery Center
Remax of Georgia, Inc.
Retina Consultants, Ltd.
Retina Institute of Hawaii, LLC
Retina Specialists of Georgia, PC
Robert E. Livingston III, MD, LLC
Rocky Mountain Eye Center, PC
Scottsdale Center for Sight, PLLC
Smith & Sons Foods, Inc.
Social Circle Lions Club
Stokes Regional Eye Center
The Emory Clinic, Inc.
Tucker Lions Club
United Way
Walman Optical
Zusman Eye Care Center

Alumni Gifts

Dr. Maria E. M. Aaron
Dr. Phil Cecil Alabata
Dr. Saeed A. Al-Ghamdi
Dr. Nicole J. Anderson-Weiss
Dr. Claxton Allen Baer
Dr. Steven T. Bailey
Dr. Kyle Balch
Dr. Christopher S. Banning
Dr. Allen D. Beck
Dr. James J. Bedrick
Dr. Michael A. Behforouz
Dr. Michael D. Bennett
Dr. J. Chandler Berg
Dr. Chris S. Bergstrom
Dr. Currell V. Berry
Dr. Bradley A. Bertram
Dr. Valérie Biousse

Dr. Douglas Mountjoy Blackmon
Dr. Bruce I. Bodner
Dr. Carol F. Boerner
Dr. Rebecca S. Braverman
Dr. William Z. Bridges
Dr. Beau Benjamin Bruce
Dr. Ronald R. Buggage
Dr. Philip D. Campbell
Dr. Antonio Capone Jr.
Dr. Daniel H. Chang
Dr. John T. Cobb
Dr. F. Michael Cornell
Dr. Anastasios Peter Costarides
Dr. Blaine Edward Cribbs
Dr. Hal Holland Crosswell III
Dr. William Fort Crosswell
Dr. John Brandon Davies
Dr. Andrew C. Davis
Dr. John P. Denny
Dr. Carlos E. Diaz
Dr. Paul J. Dickinson
Dr. John M. Dixon
Dr. Terrence James Doherty
Dr. Edward N. Duncan
Dr. Dawn Maxwell Duss
Dr. R. Malcolm Edwards
Dr. Andrew Steven Feinberg
Dr. George Demetrios Fivgas
Dr. Carl E. Flinn
Dr. Richard Scott Freeman
Dr. Lewis R. Gaskin
Dr. Peter Alfred Gordon
Dr. Emily Bedrick Graubart
Dr. John C. Hagan III
Dr. Robert Frederick Hand
Dr. Michael L. Haney
Dr. David J. Harris Jr.
Dr. Lindsey DuFour Harris
Dr. Christopher L. Hauptert
Dr. Susanne M. Hewitt
Dr. Charles S. Hill
Dr. Gary N. Holland
Dr. George Baker Hubbard III
Dr. Ronald M. Hughes
Dr. Amy Kathleen Hutchinson
Dr. Barry N. Hyman
Dr. Harold N. Jacklin
Dr. Bruce E. January
Dr. Floyd C. Jarrell Jr.
Dr. Stefan E. Karas
Dr. Jeffrey Stuart Kay
Dr. Deborah S. Kelly
Dr. Eung K. Kim
Dr. Laura J. King
Dr. Charles G. Kirby

Dr. Stephen H. Knight
Dr. Phoebe Dean Lenhart
Dr. Jess C. Lester
Dr. Jeffrey H. Levenson
Dr. Robert E. Livingston III
Dr. Thomas H. Mader
Dr. Malcolm J. Magovern
Dr. Barry A. Mandell
Dr. Daniel F. Martin
Dr. James W. McCann Jr.
Dr. Jonathan A. Mines
Dr. Saxton Thomas Moss
Dr. K. M. Nardelli-Olkowska
Dr. Homer S. Nelson
Dr. Robert S. Nelson
Dr. Philip E. Newman
Dr. Alvin W. North
Dr. David G. O'Day
Dr. John Stewart O'Keefe
Dr. Timothy W. Olsen
Dr. Julio Rafael Ortiz
Dr. Rafael G. Ortiz
Dr. Purnima Patel
Dr. Arthur C. Perry
Dr. Dante Joseph Pieramici
Dr. Sean Pieramici
Dr. John Pope Jr.
Dr. James P. Pressly
Dr. James R. Putnam
Dr. James Bradley Randleman
Dr. Kathryn Lea Reed
Dr. John C. Rieser
Dr. Thomas S. Rowe
Dr. Jennifer T. Scruggs
Dr. Jonathan E. Sears
Dr. Jeffrey Sheridan
Dr. Fumio Shiraga
Dr. Scott W. Siegner
Dr. Brian D. Sippy
Dr. Wayne A. Solley
Dr. Samuel C. Spalding
Dr. Marc Jason Spirn
Dr. Sunil Srivastava
Dr. Norman F. Stambaugh Jr.
Dr. Reginald J. Stambaugh
Dr. Cameron McLure Stone
Dr. Kearfott M. Stone
Dr. Thomas W. Stone
Dr. R. Doyle Stulting Jr.
Dr. James I. Suit
Dr. Leiv M. Takle Jr.
Dr. Leiv M. Takle Sr.
Dr. Myron Tanenbaum
Dr. Larry R. Taub
Dr. W. Kevin Thomas

Dr. Debra Ann Thomas-Weible
Dr. James E. Threault
Dr. Jerald B. Turner
Dr. David N. Ugland
Dr. Steven Ira Urken
Dr. Woodford Spears VanMeter
Dr. M. Angela Vela
Dr. Eric T. Vinokur
Dr. Stanley D. Walker
Dr. R. Trent Wallace
Dr. Phil V. Walters
Dr. Chi-Lun Charles Wang
Dr. John A. Wells Jr.
Dr. John A. Wells III
Dr. Matthew Walls Wilson
Dr. William R. Wilson
Dr. James Robert Wright Sr.
Dr. Jiong Yan
Dr. Lucy Lo-Hwa Yang

Faculty Gifts

Dr. Thomas M. Aaberg Sr.
Dr. Maria E. M. Aaron
Dr. Fulya Y. Anderson
Dr. Allen D. Beck
Dr. Chris S. Bergstrom
Dr. Valérie Biousse
Dr. Geoffrey Brooker
Dr. Beau Benjamin Bruce
Dr. Anastasios Peter Costarides
Dr. Blaine Edward Cribbs
Dr. Henry F. Edelhauser
Dr. Hans Edwin Grossniklaus
Dr. Amy Kathleen Hutchinson
Dr. Joung Y. Kim
Dr. Scott R. Lambert
Dr. Phoebe Dean Lenhart
Dr. Mary G. Lynch
Dr. Nancy J. Newman
Dr. John M. Nickerson
Dr. Timothy W. Olsen
Dr. Mabelle T. Pardue
Dr. Susan A. Primo
Dr. James Bradley Randleman
Dr. Sunil Srivastava
Dr. R. Doyle Stulting Jr.
Dr. Ann M. Van Wie
Dr. Thao Mai Vu
Dr. Ted H. Wojno
Dr. Paul Wong
Dr. Jiong Yan

The 1836 Society *A Special Way to Give*

Emory University's 1836 Society recognizes our friends who have made gifts to support eye research and clinical programs through bequests and deferred gifts.

To join, a donor simply informs the Eye Center that a gift or bequest has been arranged. Because Emory is a tax-exempt, nonprofit institution, taxpayers who make gifts realize important benefits.

Financial planners often recommend charitable giving as a method of reducing estate taxes. A bequest to the Emory Eye Center reduces the size of your estate for tax purposes. Other forms of deferred gifts, such as charitable gift annuities, can provide significant deductions on estate and income taxes as well as guaranteed income during the life of the donor.

But more important than the tax advantages of planned gifts is the wonderful feeling that making an 1836 Society gift brings to the donor. A donor may specify a particular area of eye research or treatment to be supported by the bequest or gift, or the donor may state that it be used at the discretion of the chairman or for the department's greatest need.

No gift will make a greater difference as an investment in the future of the Eye Center and its programs. For information about the 1836 Society, please contact the Eye Center development office at 404-778-4121.

1836 Society Donors

Anonymous Donors
Mr. & Mrs. Roy Black
Dr. & Mrs. F. Phinizy Calhoun Jr.
Miss Mary Frances Davis
Mrs. Francis Edmondson
Mrs. Frances Gardenhire
Hans E. & Daurice A. Grossniklaus
Mrs. Martin Hultander
The James J. Jerazol Family
Mrs. LeoDelle Jolley
Virginia & Leo Lebos
Timothy & Virginia Olsen
Ms. Eva Powell
Dr. & Mrs. William B. Redmond
Larry O. & Jean O. Richardson
John C. Rieser, MD
Mr. & Mrs. LeRoy Rogers
Margaret Louise Simpson
Mr. & Mrs. Howard Stein
Cyrus H. Stoner, MD
Mrs. Albert Vest
Lucille Geddings Walker

Tribute Gifts

Gift given in honor of:

Given by:

Gift given in honor of:

Given by:

Dr. Thomas M. Aaberg Sr.

Ms. Patricia Y. Bennett
Warren & Elizabeth Bicknell
Family Fund
Paul S. & Carolyn A. Simon
Mr. Stanley P. Steinberg
Dr. John C. Frandsen

Dr. Daniel F. Martin

Mildred E. Culpepper Trust
Mrs. Mary Jean Hertling
Mrs. Linda G. Wilkins
Mr. Maxwell W. Young
Mrs. Phillip Parrish

**Dr. Thomas M. Aaberg Sr.,
Dr. R. Doyle Stulting, Dr.,
and Daniel F. Martin**

**Dr. Thomas M. Aaberg Sr.,
Mrs. Judith Aaberg
Dr. Maria E. M. Aaron
Dr. Allen Dale Beck**

Ms. Patricia Y. Bennett
Mrs. Arlene T. Morey
Mrs. Ida A. Timpson
Mrs. Terri Dianne Wood
Dr. Ole J. Lorenzetti
Mr. Bernard Liberman

**Dr. Daniel F. Martin,
Dr. Allen Dale Beck
Dr. Bernard McCarey**

**Miss Anna B. Newman
Dr. John M. Nickerson
Dr. Rein Saral
Dr. Sunil Srivastava
Dr. R. Doyle Stulting Jr.**

Knights Templar Educational
Foundation
Dr. Nancy J. Newman
Remax of Georgia, Inc.
Jack and Anne Glenn Foundation
Mrs. Mary Jean Hertling
Barbara Jo Noto Trust
Ms. Audrey L. Gable
Ms. Jane Redwine
William L. & Linda H. Olmsted
Fund
Ms. Beatrice R. Keappler
Mr. William E. Keappler
Mrs. Lillian O. Satterfield

**Dr. Henry F. Edelhauser
Mr. Shaun Habif Kleber,
Mr. Chase Kleber,
and Dr. G. Baker Hubbard**

**Dr. Mark E. Silverman
Mrs. Barbara Kleber**

Dr. Scott B. Kleber
Mr. Robert S. Kahn

Mr. Michael A. Ward

Dr. Ted H. Wojno

Dr. Jiong Yan

Memorial Gifts

Gift given in memory of:

Given by:

Ms. Ruby J. Allred

Mr. Jack Battle Jr.

Mr. Marvin N. Bridges

Mrs. Patricia Deady Brooks

Mr. Wyndal Hayes Carter

Mrs. Lillian Cipinko

Dr. Stanley G. Childers

Mrs. Rosemary Elizabeth Britt Darby

Mrs. Helen Hames Dixon

Ms. Alma C. Everett

Mrs. Elaine Felth

Mr. Arnold E. Gardner

Mrs. Ruth C. Gardner

Mrs. Goldie Gellman

Byron Lioness Club

Dr. Alcides Filho Fernandes

Ms. Daria Ann Fremstad

Mr. L. David Holmes IV

Mr. Richard S. Dulaney

Mr. Steven M. Evans

First America Bank

Jules and Carol B. Green

Foundation

Mrs. Deborah M. Maltese

Mrs. Kerrie E. Miley

Mrs. Joan Katherine Smith

Mr. Wernher Swart

Mrs. Patricia A. Turner

Verner & Associates, LLC

Ms. Janet L. Zumbrum

Mrs. Patricia M. Jones

Ms. Sara B. Smith

Ms. Marion N. Steffy

Ms. Iris N. Wallace

Mrs. Barbara Hurst

Mr. Christopher W. Kellen

Mrs. D. J. Lambert Jr.

Mrs. Karen G. Lambert

Miss Margaret Norris

Mrs. J. P. Park

Ms. Jeneill Sewell

Mrs. Ammarie C. Wilson

Bergen Management Services LLC

Mrs. Gloria A. Raciak

Dr. Homer S. Nelson

Mr. David Darby

Mr. Paul Marshall Larson

Mrs. Emily Drury

Ms. Jane A. Everett

Mr. John E. Felth

Dr. Bruce F. Walker

Mrs. Marilyn B. Mann

Mr. Myron E. Gellman

Gift given in memory of:

Given by:

Mr. Irving Gellman

Dr. Sidney Z. Gellman

Mrs. Nadine Chesser Johnson

Ms. Leona Leef

Ms. Edna B. Newman

Mr. Edward W. Nickerson

Mr. Robert W. Scherer

Mrs. Frances Stewart Spence

Dr. Robert P. Tucker Jr.

Mr. Myron E. Gellman

Mr. Myron E. Gellman

Mrs. Margie E. Jackson

Mrs. Kelly C. Leath

Mrs. Stacey Smith Andelman

Dr. Allen D. Beck

Ms. Joyce H. Bell

Ms. Patricia Y. Bennett

Ms. Carol Joan Brown

Ms. Elizabeth Aiken Burt

Dr. Anastasios Peter Costarides

Ms. Regina F. Cross

Mrs. Cynthia A. Dean

Dr. Claudia C. Evans

Dr. Alcides Filho Fernandes

Mrs. Melanie K. Fowler

Ms. Daria Ann Fremstad

Ms. Linda Hammond

Dr. Thomas S. Harbin Jr.

Mr. L. David Holmes IV

Mr. Chris Patrick Kelley

Mr. Paul Marshall Larson

Mrs. Patricia A. Light

Mr. Robert Alan Myles

Ms. Donna M. Spiteri

Mr. David R. Woolf

Mrs. Julie M. Wright

Ms. Lori M. Surmay

Ms. Mary Anne Nadrofsky

Dr. John M. Nickerson

Dr. Machele T. Pardue

Mr. Robert Y. Shapiro

Mrs. Kristen A. Stumpo

Dr. Paul Wong

Mr. Charles Benjamin Ginden

Mr. Edward Gregory Brekke

Mr. Leroy W. Fetterman

Mrs. Mary B. Kennedy

Mrs. Patricia M. O'Rourke

Dr. Jeffrey D. Zwiren

Eye Center Advisory Council

Mr. Bickerton Cardwell

Mr. Bradley N. Currey Jr.

Mr. Charles Darnell

Dr. Randy Dhaliwal

Mr. Brian G. Dyson

Mr. Edgar Forio, Jr.

Mr. Russell R. French

Mr. Gardiner Wingfield Garrard III

Ms. D. Gayle Gellerstedt

Mrs. Mary Gellerstedt

Mr. Charles B. Ginden

Mr. W. Gordon Knight

Mr. Lindsay Olsen

Mr. Dulaney L. O'Roark

Mrs. Melanie M. Platt

Mr. Stanley (Mickey) Steinberg



Have a plan.

EVA POWELL learned early the value of work. Growing up with 12 brothers and sisters on a Georgia farm, she became the only member of her family to graduate from college. She has raised four children, worked for 20 years at Georgia's Fort Gordon military base, survived a stroke, and lost her husband to cancer.

Last year she decided to invest the money she's saved over the years in eye research at Emory. At the suggestion of her eye doctor in Augusta, she has made a bequest to the Emory Eye Center.

"I want my money to do something that will help a lot of people," she says.

To learn more about the programs at the Emory Eye Center, call 404.778.4121 or visit www.eyecenter.emory.edu.

Plan for your money to work.



EMORY



EMORY
EYE CENTER

1365B Clifton Road, NE
Atlanta, GA 30322
www.eyecenter.emory.edu



NONPROFIT ORG
U.S. POSTAGE
PAID

EMORY
UNIVERSITY



Our 12th annual RB Kids Day, celebrating the lives of our young retinoblastoma patients, saw the largest gathering ever. Here, young RB patient Marley gives a hug to a “Happy Tails” dog, one of several therapy dogs who join this special event.

Emory Eye Center

Uncommon knowledge.

Uncommon sharing.

